



KCM-9HD 手动调节仪使用说明书

PLC

- 1 ± 0.5%F.S± 1
- 2 ± 2.0
- 3 0.5
- 4 AC85V 242V , 50/60Hz
- 5 0 50.0 , 85%

- 1 PV
- 2 SV
- 3 A-T
- 4 3 1
- 5
- 6
- 7

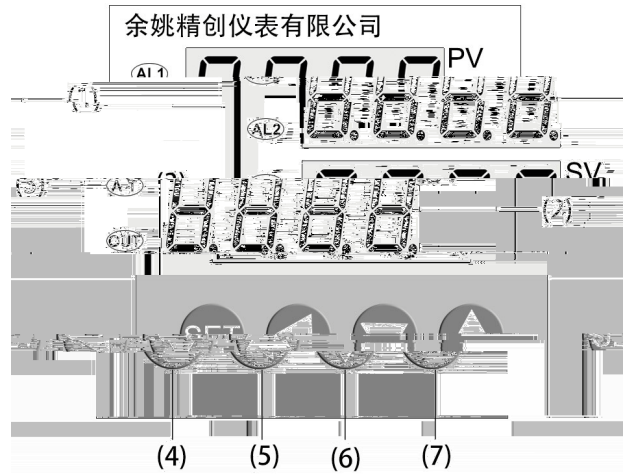
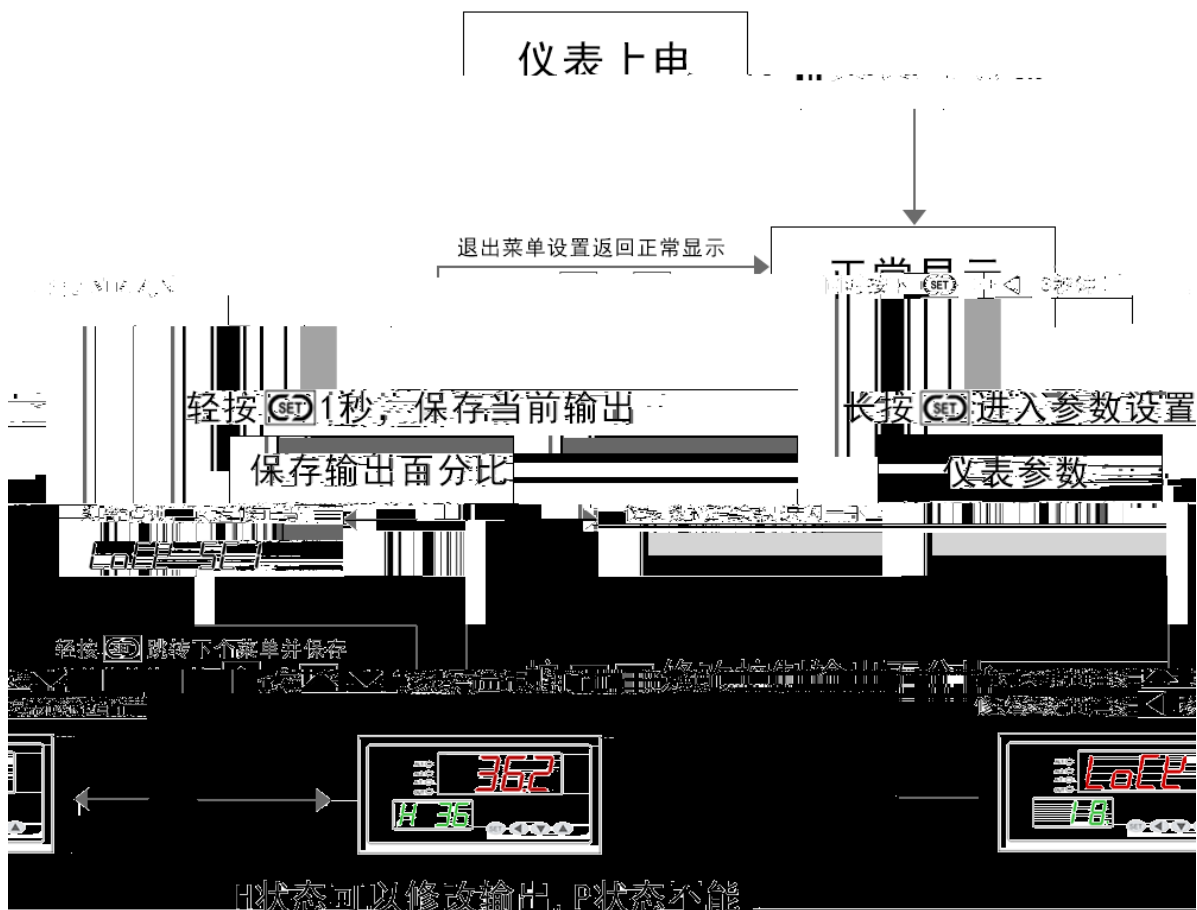


表 4-1

0	LOCK	0 250	LOCK=18 LOCK 18	18
1	SET	±100.0		0.0

2	SC2		±100.0	PLC	0.0
3	P_SH		P-SL 9999	PV	100.0
4	P_SL		0 P-SH		0.0
5	dP		0 3	$dP = 0$ $dP = 1$ 3	1
6	outH		OUTL 22.0	0~22mA	20
7	outL		0.0 OUTH		4.0
8	PutH		PUTL~22.0	PLC	20
9	PutL		0~PUTL	0~22mA	4.0
10	STEP		1~20	SV	1

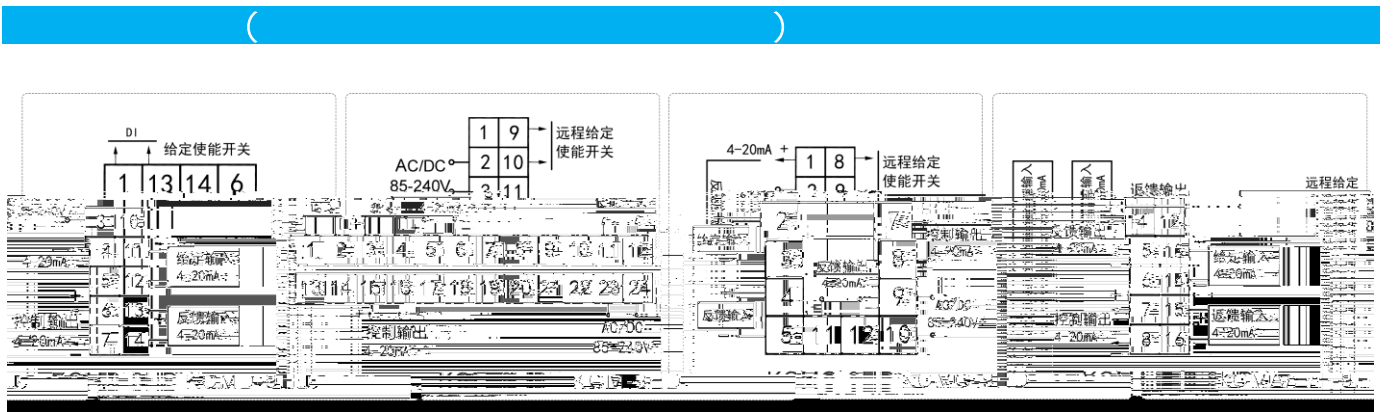


1

SET 3 " 4-1" 1 10
 SET

2

10
 2 SET 1
 3 " H" ; 100% H-00 H-01 1%H100



9-1

' -HH-'	' -LL-'	1 -LL-	2 -HH-	20mA
---------	---------	--------	--------	------

1

接线拓扑图

工作原理

给定切换开关

